

Care Management PCMH Committee

Person-Centered Medical Home
Program Update
May 14, 2025



PCMH Program Status

As of April 30, 2025



Note: 6 Practices have sites in both PCMH & Glide Path Programs

PCMH Approved Practices

PCMH Approved Practices

3/31/25

96

4/30/25

98

New Approved Practices: 1
Completed Glide Path Renewal: 1
Moved to Glide Path Renewal: 0
Practices Termed: 0

PCMH Approved Sites

3/31/25

393

4/30/25

395

New Approved Sites: 1
Completed Glide Path: 1
Completed Glide Path Renewal: 0
Sites Termed: 0

PCMH Approved Providers

3/31/25

1,878

4/30/25

1,875

Completed Glide Path: 1
Completed Glide Path Renewal: 0
Providers Added: 38
Providers Termed: 42

PCMH Adult & Pediatric Practices

98 PCMH Approved
Practices

395
PCMH Approved Sites

31 Internal
Medicine
PCMH
Practices
with **167** Sites

22 Family
Medicine
PCMH
Practices
with **116** Sites

63 Pediatric
PCMH
Practices
with **111** Sites

1 Geriatric
PCMH
Practice
with **1** Site

This data reflects current information through April 30, 2025

*Note: 8 Practices have sites in 3 of the 4 categories & 3 Practices have sites in 2 of the 4 categories.
Sites are counted once.*

PCMH Glide Path Practices

Glide Path Practices

3/31/25

15

4/30/25

15

New Practices: 1

Completed Glide Path: 1

Practices Termed: 0

Glide Path Renewal (GPR) Practices

3/31/25

1

4/30/25

1

Completed GPR: 1

Moved to GPR: 0

Glide Path Sites

3/31/25

20

4/30/25

21

New Practice Sites: 2

Completed Glide Path: 1

Sites Termed: 0

Glide Path Providers

3/31/25

60

4/30/25

59

New Providers: 0

Completed Glide Path: 1

Providers Added: 1

Providers Termed: 1

2 Sites 5 Providers

Sites Completed GPR: 0

Sites Moved to GPR: 0

Providers Completed GPR: 0

Providers Moved to GPR: 0

PCMH Accredited Program Participants

Federally Qualified Health Centers (FQHCs) and FQHC look-alikes are program participants*

PCMH Accredited Participants

3/31/25

16

4/30/25

16

No Change

PCMH Accredited Sites

3/31/25

141

4/30/25

141

Sites Added: 0

Sites Termined: 0

PCMH Accredited Providers

3/31/25

605

4/30/25

601

Providers Added: 2

Providers Termined: 6

*Federally Qualified Health Centers (FQHCs) and FQHC look-alikes are PCMH program participants if they are pursuing and/or have obtained the Joint Commission Ambulatory Care accreditation with Primary Care Medical Home certification as well as NCQA recognition.

PCMH CY2025 Program Recruitment

Recruitment Process

CHNCT reviews all Non-PCMH primary care practices for eligibility into the DSS PCMH program and outreaches them annually.

The primary reasons for non-participation in the PCMH program include:

- Practice doesn't use an EHR or doesn't have the reporting capabilities within their EHR
- Small HUSKY Health membership attribution
 - Most of these practices have less than 100 members
 - There are 50 practices (17%) that have an attribution of more than 500 members
- Perceived limited ROI due to the resources required to meet NCQA's or TJC's PCMH recognition status

Current 2025 Non-PCMH Practice Pool = 198

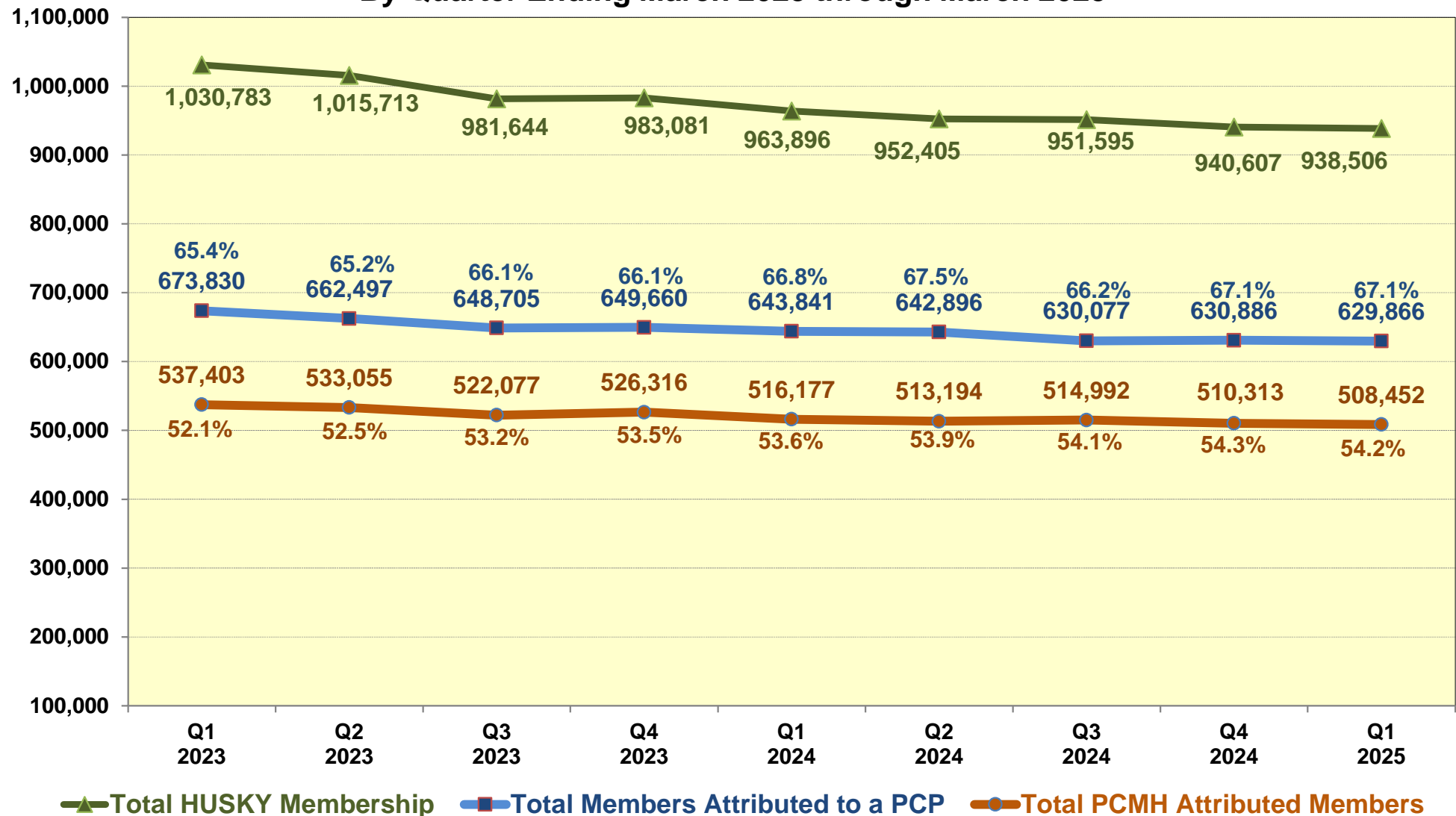
This data reflects current information through February 2025

Recruitment as of April 30, 2025

- **4 Practice Sites**
 - 2 New Practice Sites
 - 2 New Sites from Current PCMH Practices
- **8 Providers**
 - 8 From New Practice Sites
 - 0 From New Sites from Current PCMH Practice

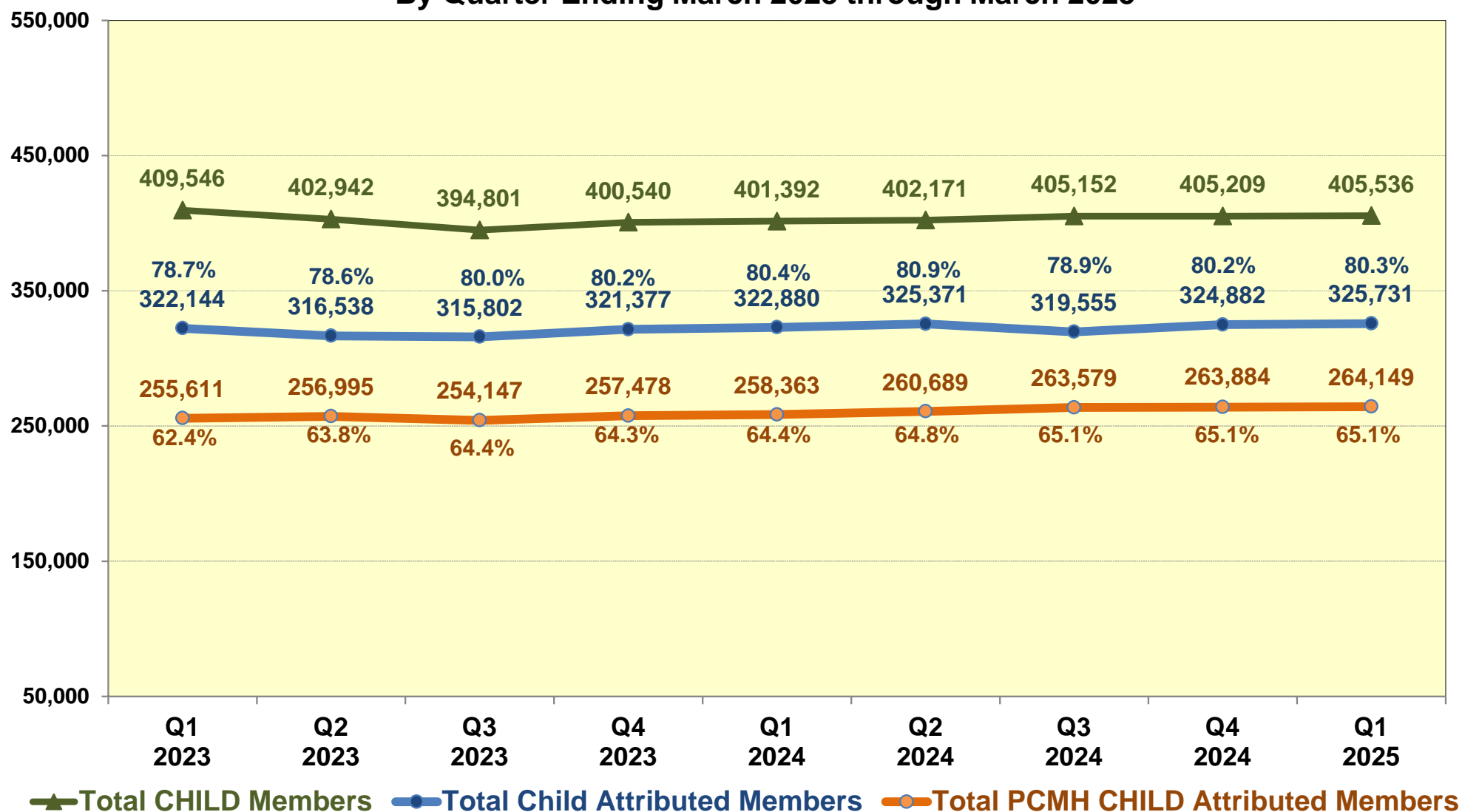
PCMH Program Member Attribution

Summary of Total HUSKY Membership, Total Members Attributed to a PCP
and Total PCMH Attributed Members
By Quarter Ending March 2023 through March 2025



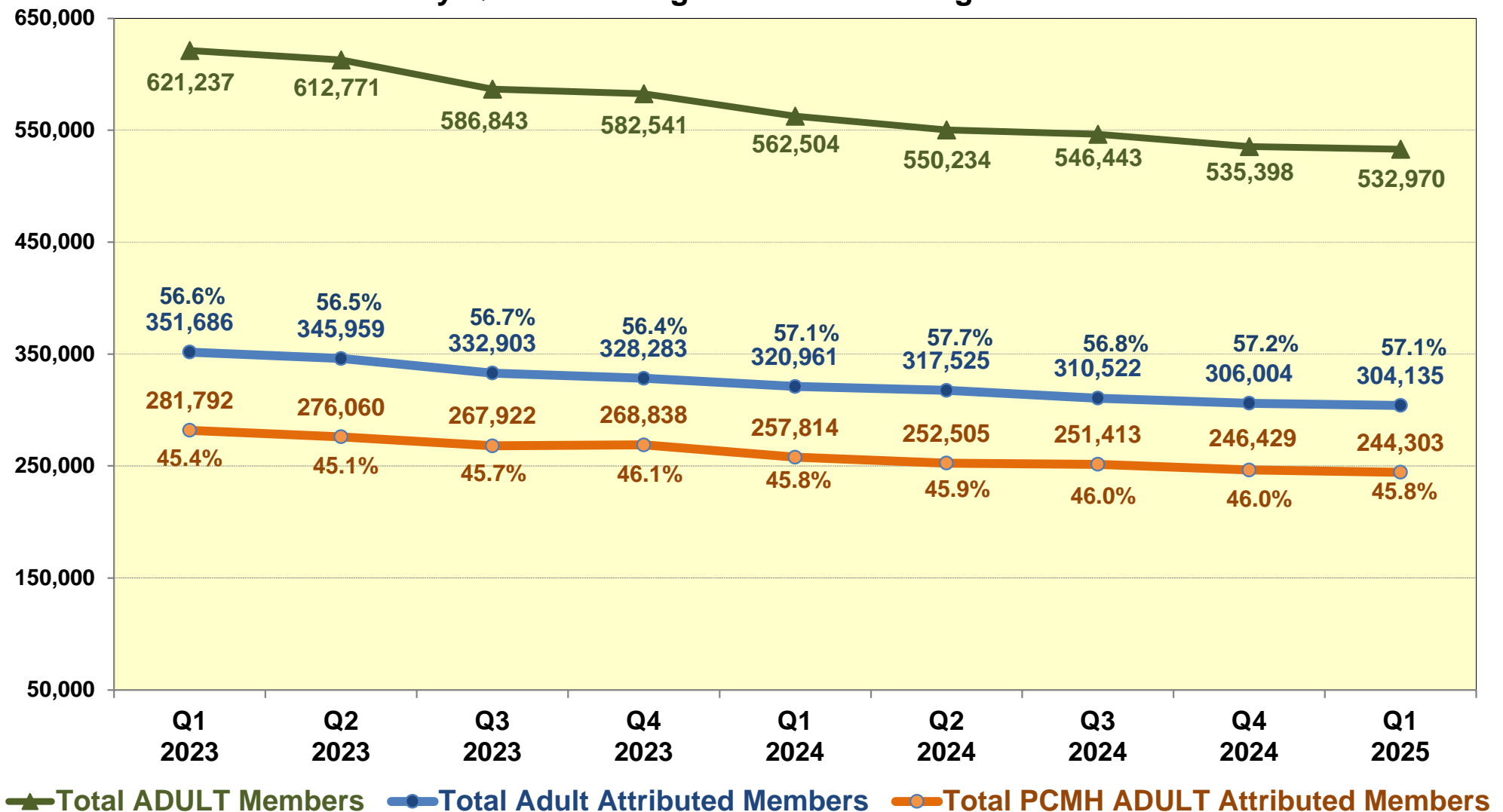
PCMH Program CHILD Member Attribution

Comparison of Total CHILD Members, Total CHILD Attributed Members,
and Total PCMH CHILD Attributed Members
By Quarter Ending March 2023 through March 2025

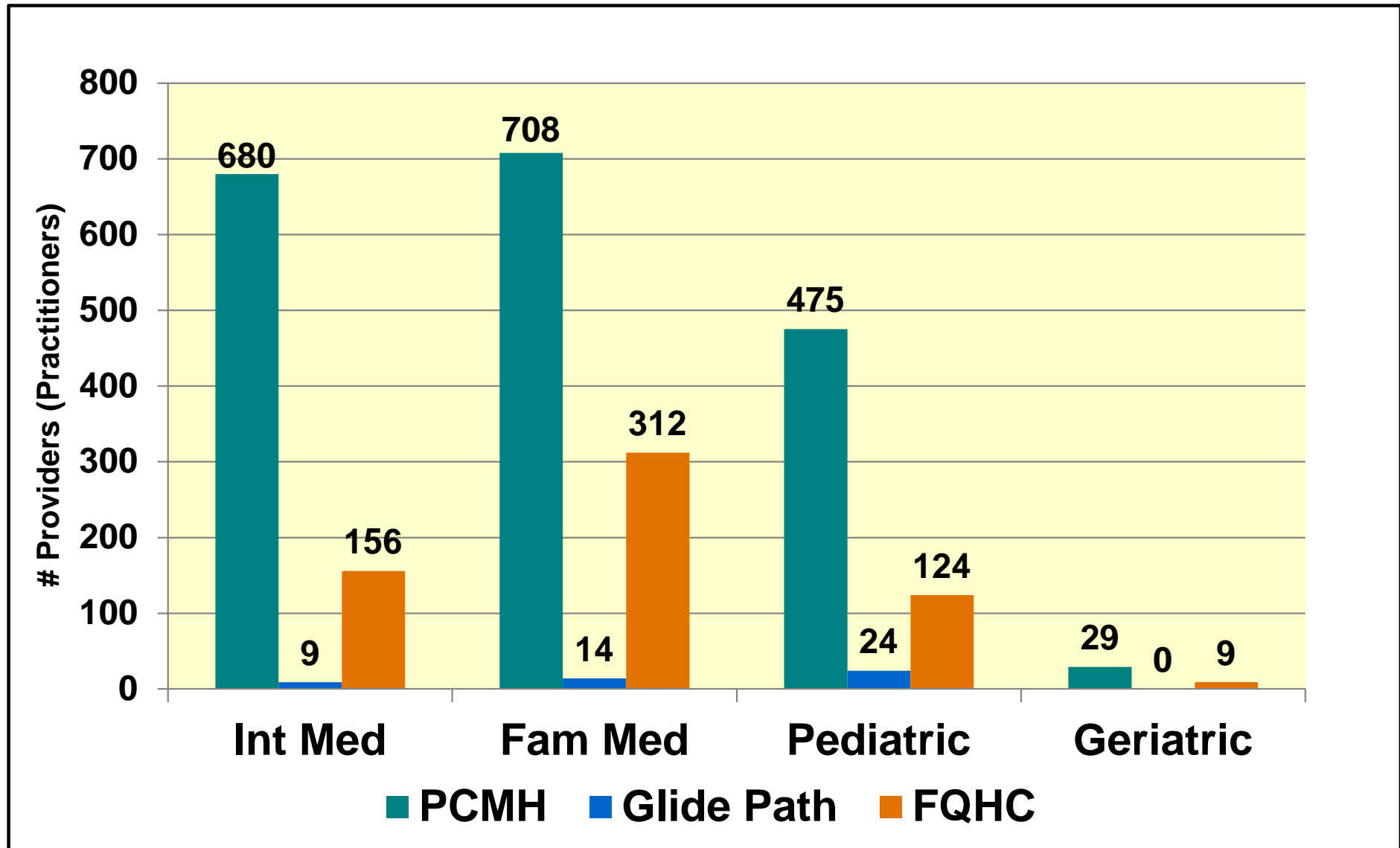


PCMH Program ADULT Member Attribution

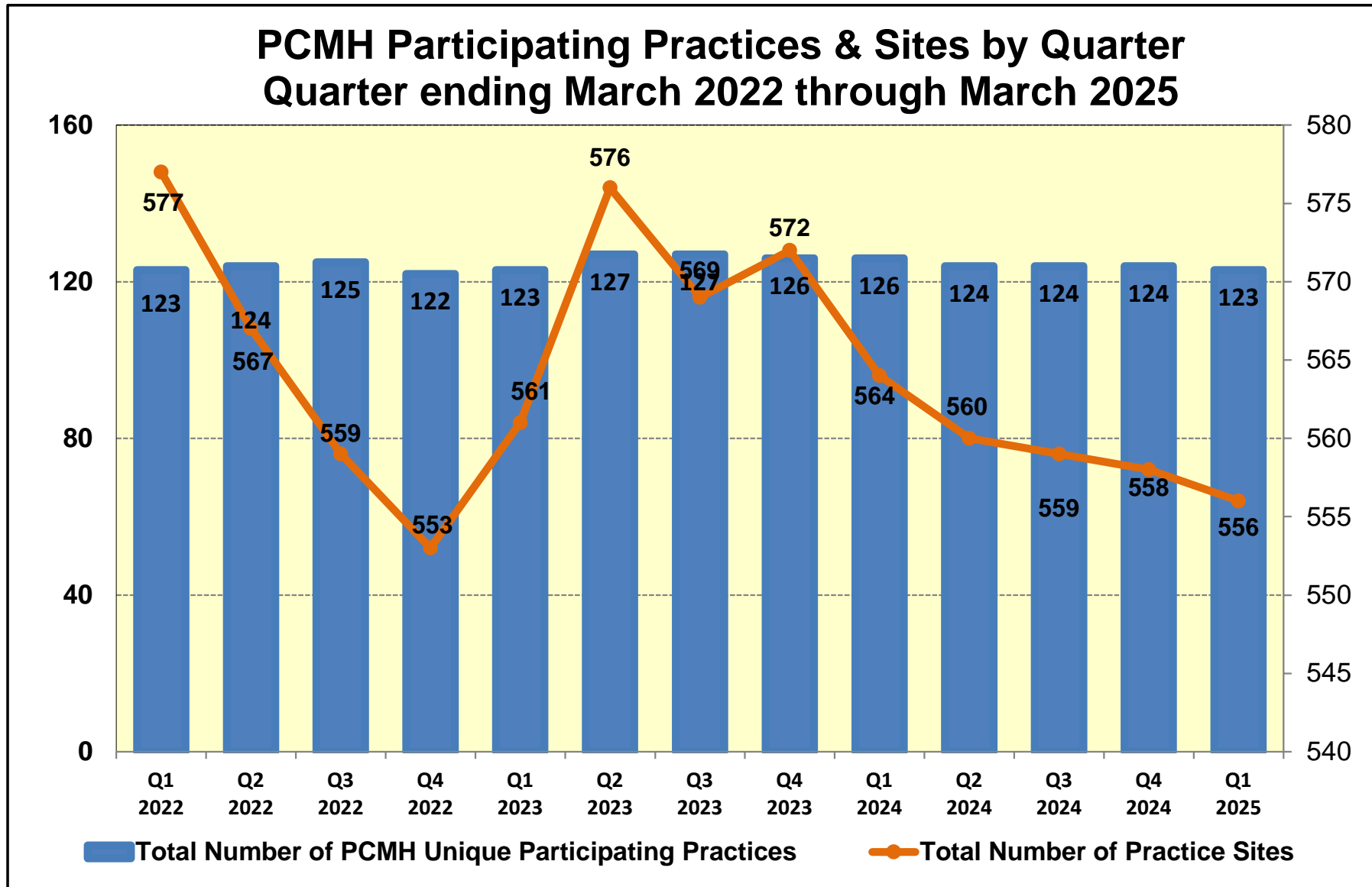
Comparison of Total ADULT Members, Total ADULT Attributed Members,
and Total PCMH ADULT Attributed Members
By Quarter Ending March 2023 through March 2025



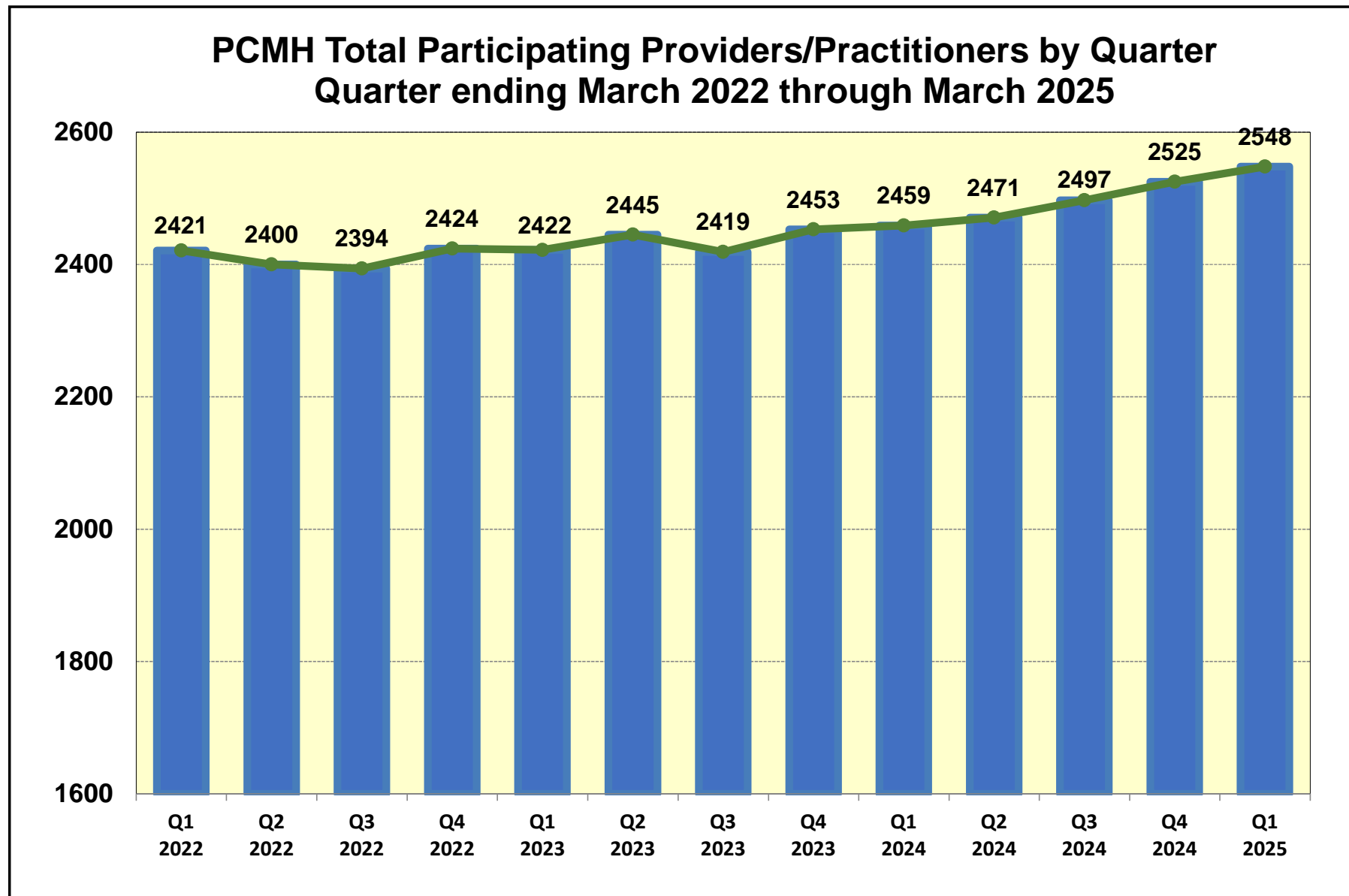
Provider Specialty by PCMH Program Participation as of April 30, 2025

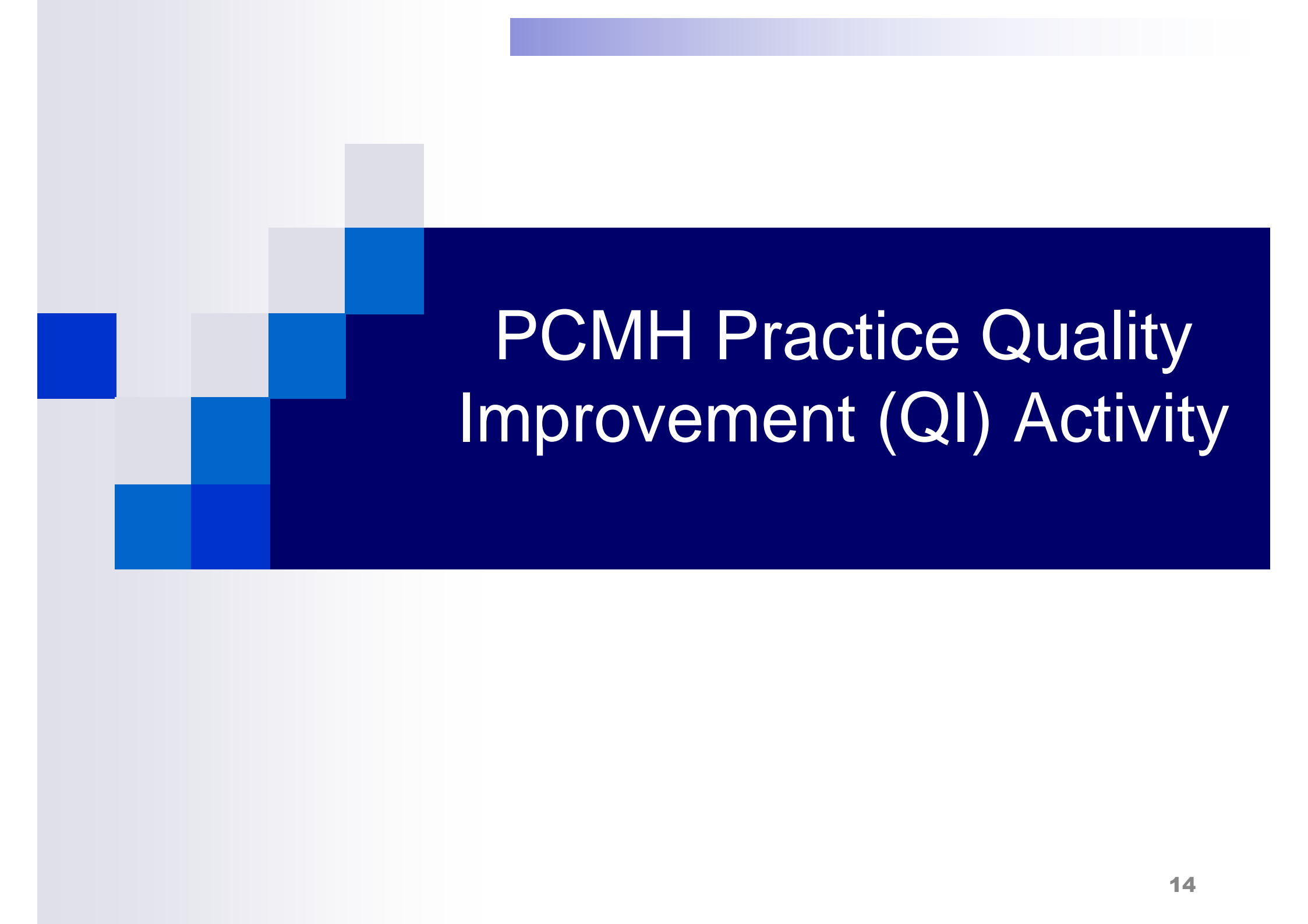


PCMH Program Trends-Practices & Sites



PCMH Program Trends - Providers





PCMH Practice Quality Improvement (QI) Activity



PCMH Clinical Practice Transformation Specialists (CPTS) QI Activity

■ **Contact with Practices**

- The staff reviews practice measure data from the practice's Annual Profile report, claims and practice EHR reports during Q1 of each year.
- CPTS staff are required to meet with their assigned practices (FQHC/PCMH/Glide Path) quarterly. Many practices request monthly meetings.
- The CPTS helps practices choose measures to improve for the calendar year.
 - Measures are chosen based on low percentile rates (less than 50%).
 - These chosen measures are considered 'engaged measures'.
 - Measure resources, best practices, and improvement recommendations are shared with the practices.
 - Practices may choose not to engage due to limited resources, staffing issues, or lack of incentive associated with a measure.

■ **Measure Tracking**

- The CPTS monitors the practice's chosen measures, rates, processes, planned practice interventions and barriers to implementation and improvement.
- The staff uses the Plan-Do-Study-Act (PDSA) model for QI with the practices.

■ **Dashboard Review**

- CHNCT has developed an internal dashboard that provides current year to date measure rates with only a two month claims lag.
- The dashboard rates are reviewed with the practices at each QI meeting.
- Practices are provided a spreadsheet or power point with their current measure rates.



CPTS Practice QI Engagement

■ Measurement year (MY) 2023 Results¹

- 69 PCMH practices
- Improved 32 different measures
- 3% - 67.1%

■ MY 2024 Year to Date Results²

- Thirteen FQHC practices (76%) engaged with their CPTS on measures for QI
- Sixty-Nine PCMH practices (76%) engaged with their CPTS on measures for QI
- Eight Glide Path practices (89%) engaged with their CPTS on measures for QI

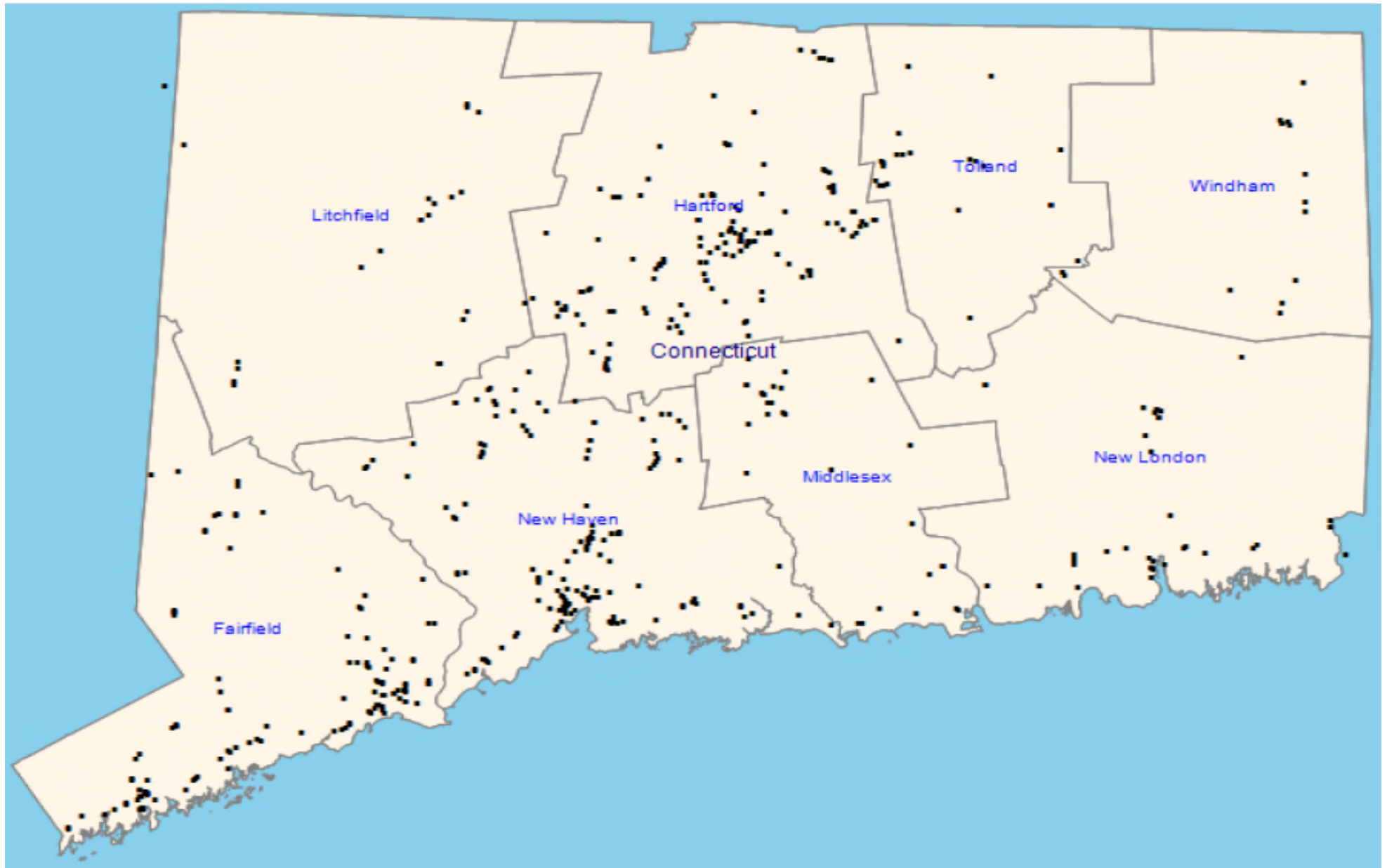
¹ 2024 measurement results will be available at the end of June 2025.

² Results reflect Q.I. activity from January 1, 2024 to December 31, 2024.



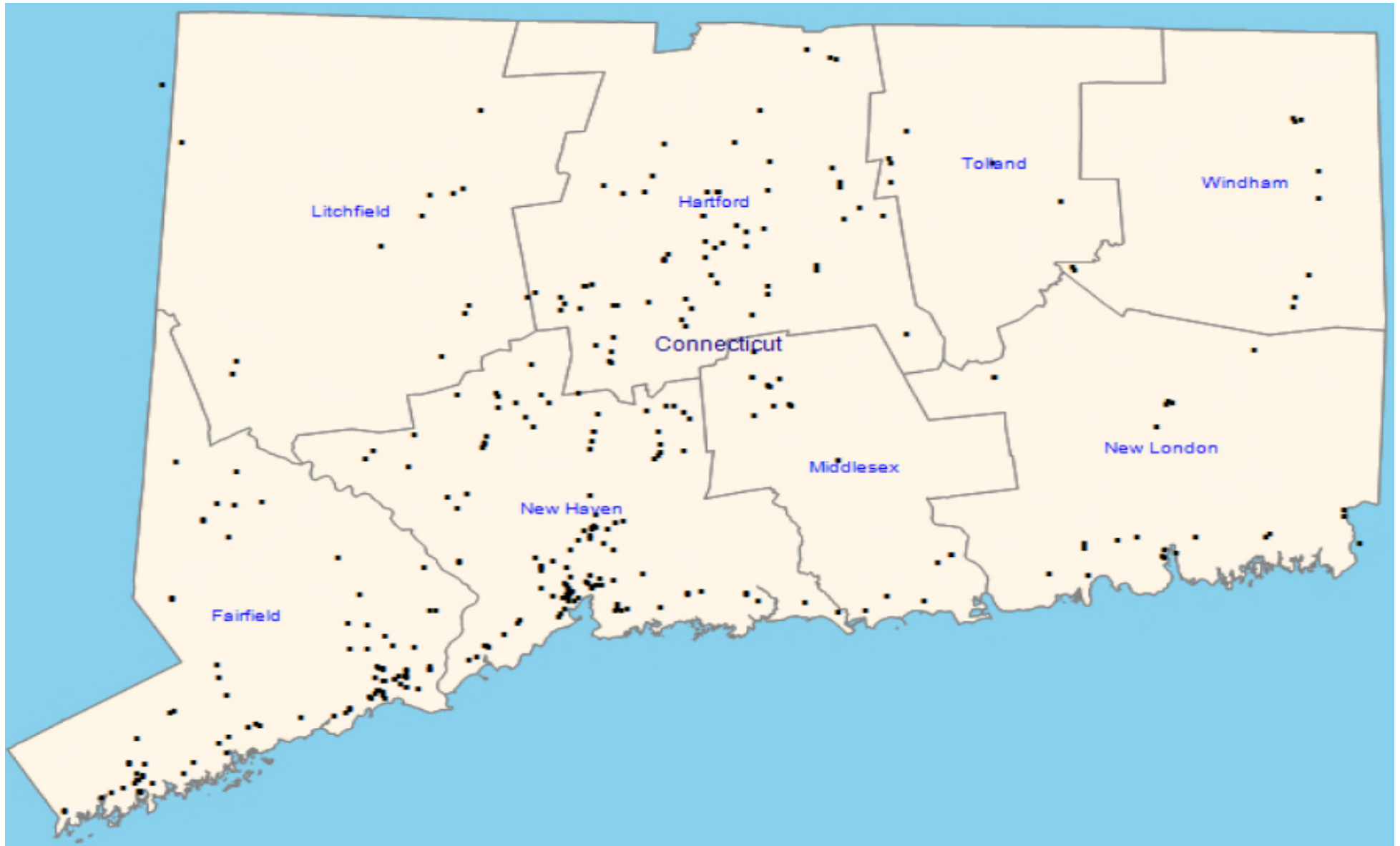
PCMH Practice Site Locations

All PCMH Program Practice Site Locations



Note: Data is as of March 31, 2025 – Maps are updated quarterly.

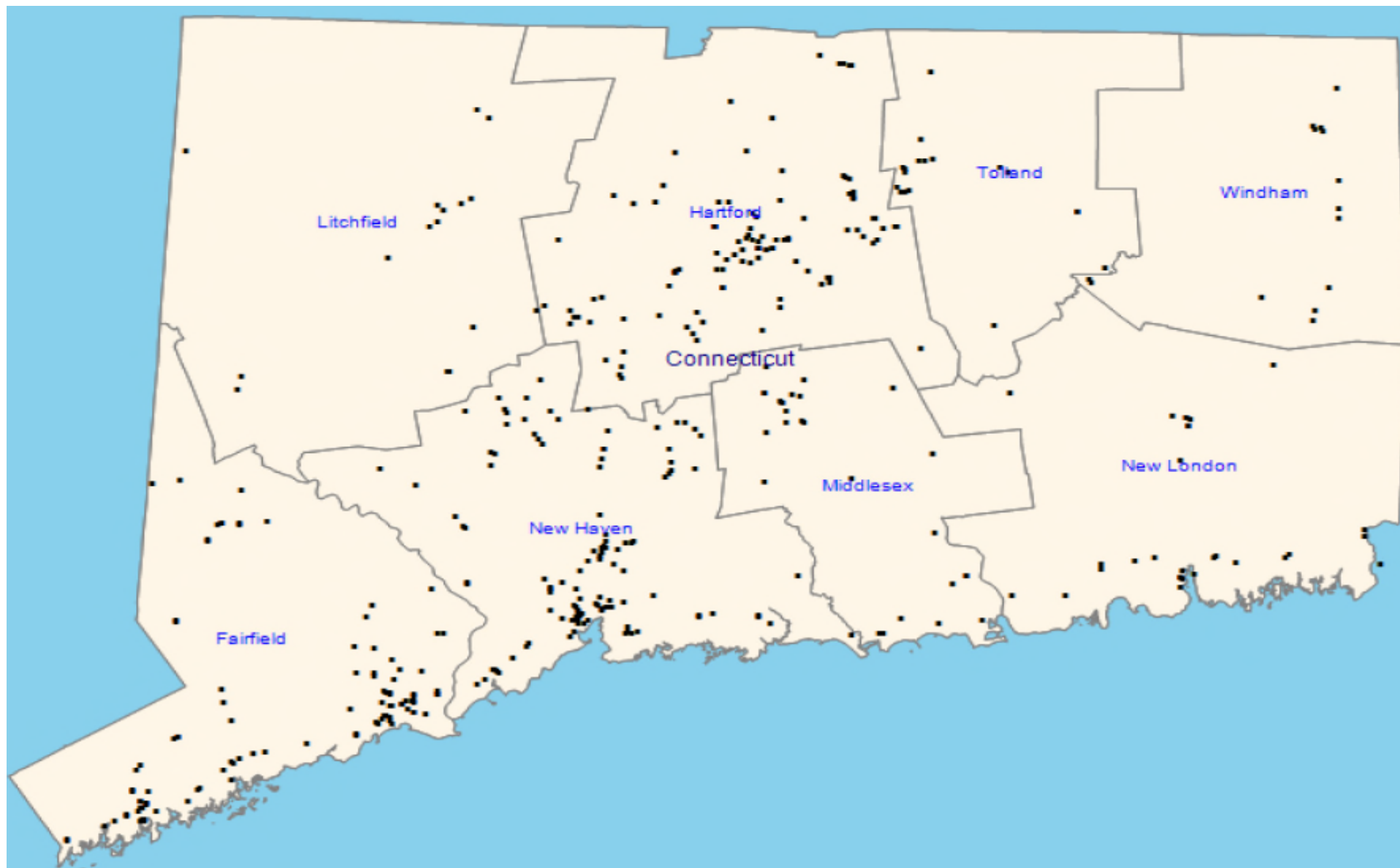
Internal Medicine PCMH Program Practice Site Locations



Note: Data is as of March 31, 2025 – Maps are updated quarterly.

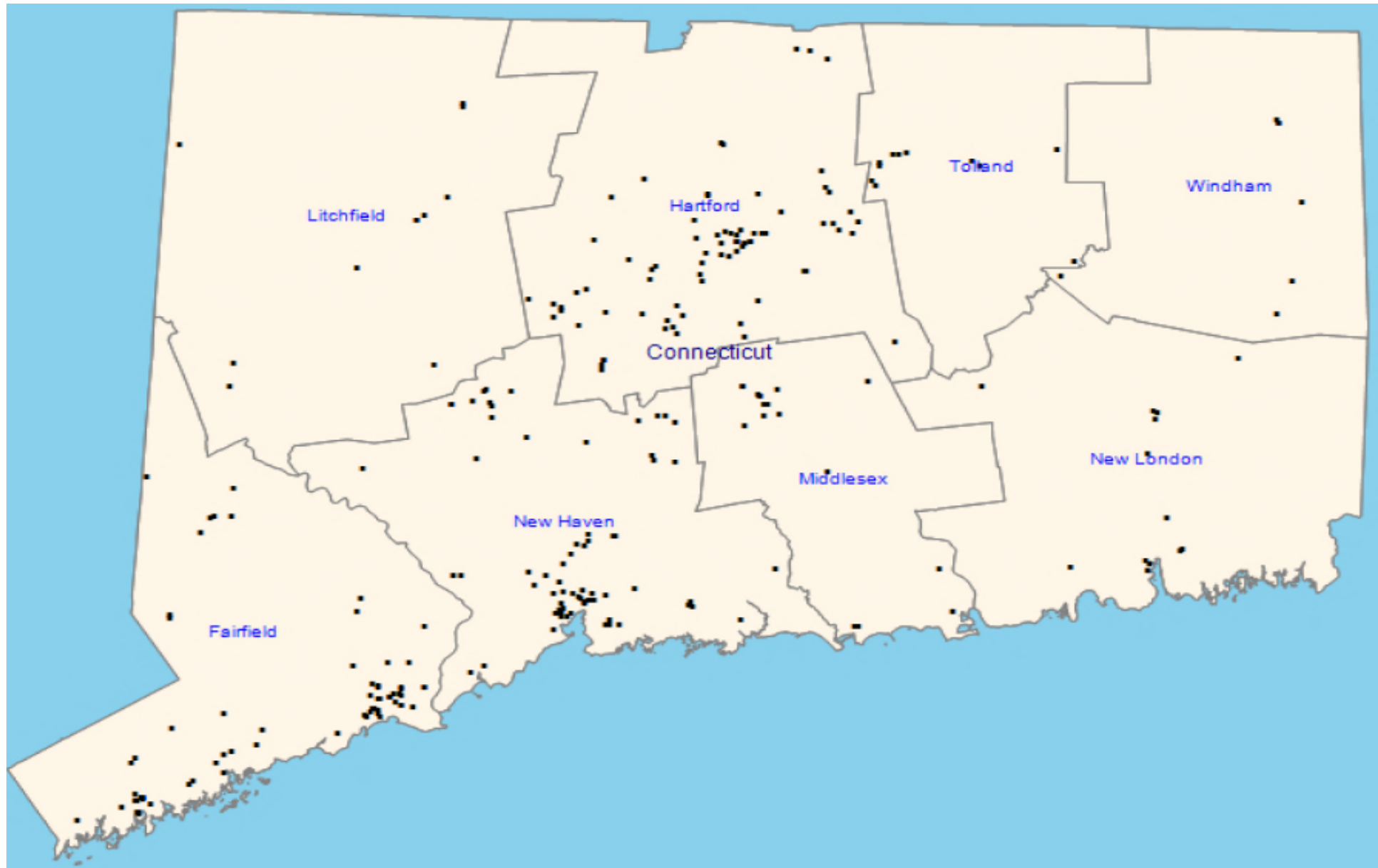
Family Practice PCMH Program

Practice Site Locations



Note: Data is as of March 31, 2025 – Maps are updated quarterly.

Pediatric PCMH Program Practice Site Locations



Note: Data is as of March 31, 2025 – Maps are updated quarterly.